

"GOIN' BUGGY" - a show for/by kids

GOIN' BUGGY does not require any special stage set. If available, risers for the on-stage singing group will make an attractive stage picture, allowing the singers to show off their costumes, which are the main feature of stage decoration. As additional decoration, children may create colorful models of various insects, using papier-mâché or styrofoam, and suspend these overhead on the stage and in the auditorium. The walls of the auditorium may also display colorful oversize representations of insects.

Alternate staging for large groups: *Goin' Buggy* may be performed by one group — a single class or the school chorus, which marches onstage at the beginning of the show and remains there throughout. Such a group will be needed to remain on stage, to lead the singing, provide the dialogue, and carry on some of the action, even if the plan involving several groups (as described below) is used.

To involve other classes, assign to each of three classes one song from Songs 3, 4 or 5. Each class wears the costume of the insect that is the subject of the song — Fireflies, Honeybees or Butterflies. Fireflies enter as Song 3 begins and fly around the auditorium, joining in the singing. When the room is darkened for the light show, they may join in that also.

For the Honeybee scene (Song 4), Honeybees and Flowers enter from back of auditorium and carry on the same kind of activity as described for the on-stage group. They buzz around members of the audience as they sing.


For Song 5, Butterflies enter only after Caterpillars onstage have become Butterflies, then fly around the room showing off their beautiful wings as they sing.

Song 6. "The Buggy Wuggy" may bring in several classes dressed in any insect costumes. These insects dance while singing the song and perhaps invite members of the audience to dance with them. Optionally, all the insects from Songs 3, 4, and 5 may remain in the auditorium to sing the last two songs.

COSTUMES

To the costumes described below, add individual touches, such as large dark-colored spectacle rims and fanciful antenna. (Try adding ping-pong balls or pith balls to the ends of some antenna, for instance.) Improvise freely!

CRICKETS:



Brown jeans, brown long-tailed coat. Brown hood or ski mask with antenna. For cricket back legs: For each leg, use 2 lengths of heavy wire (each about twice the height of the child) and form these into shape of a bent cricket leg, thus: (a) Bend about 6 inches of each piece in opposite directions for the foot. (b) Twist the 2 wires around each other for a distance almost equaling the child's height. (c) Bend wire # 1 forward (toward child's body) and about 6 inches higher, bend the other wire forward. (d) After running approximately parallel for about 18 inches, bring wires together again and form a coil of both wires that loosely fit along the child's forearm.

Cover the "heavy" part of the leg (See [d] above.) with brown fabric.



GRASSHOPPERS:

Like Crickets above, except color is green.

SPIDERS:

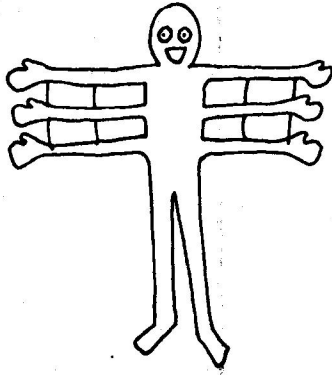
Black body suits, black ski masks, 3 pairs of black mittens. Attach 2 sets of extra arms to the sides of the body suit and use cord to attach these to the sleeves of upper arms, as shown. The extra arms are tubes of black fabric into which rolled-up newspaper has been inserted, and mittens attached. When the child raises arms, the other 2 sets of arms will also move.

ANTS:


Padded black or brown blouse and bloomers, ski mask with antenna. One extra set of legs attached to sides of blouse, as for spider, but smaller.

BEETLES:

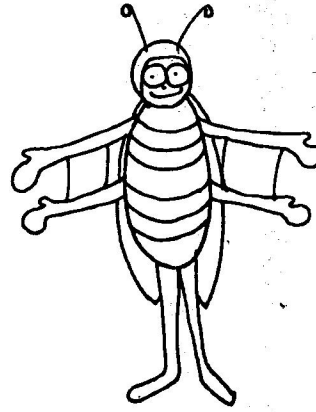
Padded black, brown or green body suit with down-rounded stripes in front. Ski mask with antenna. Attached at shoulders is a long wing-shaped cape, divided at center back. An extra set of arms is attached to sides. (See drawing, next page.)



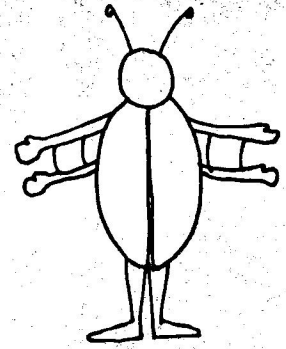
SPIDER



ANT



BEETLE

*(back view)***HONEYBEE:**

Padded gold-colored body suit with black down-rounded stripes in front. Gold-colored ski mask with black antenna. Encase arms in wing-shaped heavy translucent plastic sheaths, with another pair of wings attached. Draw wing veins on the plastic.

The chef's hats and aprons for 2 or 3 Honeybees who demonstrate honey-making during Song 4 are draped over the stage-left table and donned by the Chef Honeybees onstage.

DRAGONFLIES:


Like Honeybees, except wing color can be blue, green, pink, orange. Body is thinner and shape of wings and wing veining is different.

FIREFLIES:


Black body suits, padded cream-colored fronts. Black ski mask or hood with antenna. Black padded wing-cape (see Beetles) with red stripes down center back.

FLOWERS:


Green body suits and hoods to which yellow, pink or purple flower petals (made of paper, wired plastic or felt) are attached to surround face.




BEE



DRAGONFLY



FIREFLY




FLOWER



LANA



CATERPILLAR



BUTTERFLY

LANA LADYBUG: Like Beetles above except that back wings are shorter and made of a satiny orange-red fabric to which round black spots have been attached. Lana wears a pretty hood and a feather boa.

CATERPILLARS: Fuzzy hood with antenna. Green, black or brown sheath of fuzzy material (such as an old blanket) fitting snugly over child's body with arms inside. Sheath is closed by a zipper with its pull (a large ring on the zipper key) *on the inside*, so child can open it and crawl out during Song 5.

BUTTERFLIES: This costume is worn underneath the caterpillar costume above. Some Butterflies may also enter through audience (See alternate staging for large groups on page 45), so would not need the Caterpillar costume.

Dark-colored body suits with hoods or ski masks and antenna. Wings are gossamer and colorful. Cut two old scarves in half diagonally and attach one raw edge to under-arm seams of body suit. Attach other scarf halves to side seams of suit.

BILL OF RIGHTS BUGS: May be any variety.

SMALL FLY: Like Honeybees, except black body suit, no front stripes and shorter wings.

MISS MUFFET: Bright-colored blouse, full skirt and white pinafore. Large hair bow.

CONGRESSMEN: Business suits.

Handwritten scribble